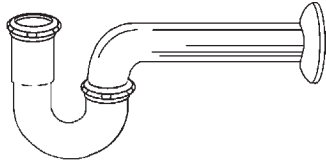


# WASTE & SUPPLY PRODUCTS

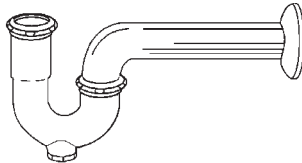
## P-TRAPS-NO CLEANOUT

PART #	DESCRIPTION
50552002	1-1/4" 22 GA
50552004	1-1/4" 20 GA
50552006	1-1/4" 17 GA
50552016	1-1/2" 22 GA
50552018	1-1/2" 20 GA
50552020	1-1/2" 17 GA



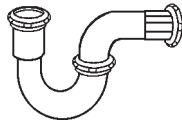
## P-TRAPS-WITH CLEANOUT

PART #	DESCRIPTION
50552008	1-1/4" 17 GA
50552022	1-1/2" 17 GA




## REPAIR TUBE TRAPS

PART #	DESCRIPTION
50550190	1-1/4" 20 GA
50550191	1-1/2" 20 GA



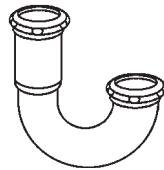
## S-TRAPS

PART #	DESCRIPTION
50552030	1-1/4" 22 GA
50552032	1-1/4" 17 GA
50552034	1-1/2" 22 GA
50552036	1-1/2" 17 GA



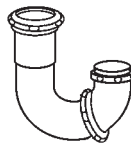
## J-BENDS

PART #	DESCRIPTION
50552050	1-1/4" 22 GA
50552052	1-1/4" 20 GA
50552054	1-1/4" 17 GA
50552056	1-1/2" 22 GA
50552058	1-1/2" 20 GA
50552060	1-1/2" 17 GA



## SINK TRAP J-BENDS

PART #	DESCRIPTION
50555484	1-1/4" 20 GA
50552064	1-1/2" 22 GA
50552066	1-1/2" 20 GA



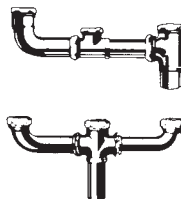
## CONTINUOUS WASTE-END OUTLET

PART #	DESCRIPTION
50552102	1-1/2" X 16" 22 GA D.C
50552104	1-1/2" X 16" 22 GA Slip Joint



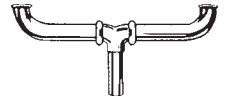
## THREE COMPARTMENT WASTE

PART #	DESCRIPTION
50552763	1-1/2" 20 GA 24" Centers End outlet
50552323	1-1/2" 20 GA 25" Centers Center outlet




## CONTINUOUS WASTE-CENTER OUTLET

PART #	DESCRIPTION
50552112	1-1/2" x 16" 22 GA Direct Conn.
50552114	1-1/2" x 16" 22 GA Slip Joint




## WASTE ARMS

PART #	DESCRIPTION
50552130	1-1/2" x 7" 22 GA Direct Conn.
50552132	1-1/2" x 15" 22 GA Direct Conn.
50552134	1-1/2" x 24" 22 GA Direct Conn.
50552140	1-1/2" x 7" 22 GA Slip Joint
50552144	1-1/2" x 15" 22 GA Slip Joint
50552148	1-1/2" x 24" 22 GA Slip Joint
50552150	1-1/2" x 30" 22 GA Slip Joint



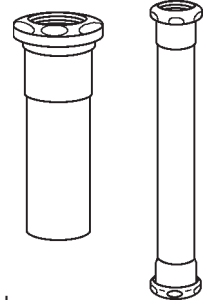
## WALL BENDS

PART #	DESCRIPTION
50552070	1-1/4" X 8" 22 GA
50550274	1-1/4" x 8" 17 GA
50552072	1- 1/4" x 12" 22 GA
50552075	1-1/4" x 15" 17 GA
50552076	1-1/2" x 9" 22 GA
50552080	1-1/2" x 9" 17 GA
50552078	1- 1/2" x 12" 22 GA
50552081	1-1/2" x 15" 17 GA



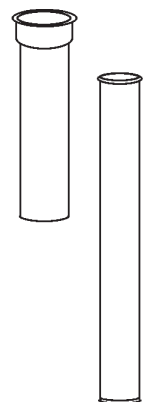
## TAILPIECES – EXTENSION TUBES – SLIP JOINT

PART #	DESCRIPTION
50552169	1-1/4" X 6" 22 GA
50552171	1-1/4" x 6" 17 GA
50552170	1-1/4" x 8" 22 GA
50552174	1-1/4" x 8" 17 GA
50552178	1-1/4" x 12" 17 GA
50552180	1-1/2" x 6" 22 GA
50552182	1-1/2" x 8" 22 GA
50552188	1-1/2" x 8" 17 GA
50552184	1-1/2" x 12" 22 GA
50552190	1-1/2" x 12" 17 GA
50552276	1-1/4" x 16" 22 GA Dble. S.J.
50552278	1-1/2" x 16" 22 GA Dble. S.J.



## TAILPIECES – FLANGED

PART #	DESCRIPTION
50552246	1-1/2" X 1-1/4" X 6" 17 GA
50552248	1-1/2" x 1-1/4" x 10" 17 GA
50552240	1-1/2" x 1-1/4" x 12" 22 GA
50552251	1-1/4" x 6" 17 GA
50552252	1-1/2" x 4" 22 GA
50552262	1-1/2" x 4" 17 GA
50552264	1-1/2" x 6" 17 GA
50552256	1-1/2" x 8" 22 GA
50552266	1-1/2" x 8" 17 GA
50552268	1-1/2" x 12" 17 GA
50552258	1-1/2" x 12" 22 GA double flange
50552260	1-1/2" x 16" 17 GA double flange




**INTERNET INQUIRIES AND ORDERS CALL US TOLL FREE 877-258-2572**  
[www.plumbingspecialties.com](http://www.plumbingspecialties.com)

# WASTE & SUPPLY PRODUCTS

## TAILPIECES-THREADED ON 1-1/2" END

PART #	DESCRIPTION
50552280	1-1/2" X 1- 1/4" x 6" 20 GA
50552282	1-1/2" x 1-1/4" x 12" 20 GA



## WASTE TUBES- THREADED ON ONE END

PART #	DESCRIPTION
50552293	1-1/4" X 4" 17 GA
50552504	1-1/4" X 6" 17 GA
50552292	1-1/4" X 8" 20 GA
50552295	1-1/4" X 8" 17 GA
50552502	1-1/2" X 4" 20 GA
50552294	1-1/2" X 8" 20 GA




## WASTE TUBES-THREADED ON BOTH ENDS

PART #	DESCRIPTION
50552296	1-1/4" X 12" 20 GA
50552250	1- 3/8" X 12" 22 GA
50552298	1-1/2" X 8" 17 GA
50552297	1-1/2" X 12" 20 GA



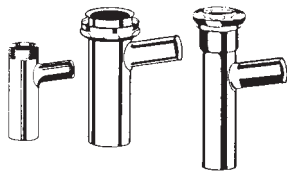
## EXTENSION TUBES TO SOLDER

PART #	DESCRIPTION
50552286	1-1/4" X 8" 22 GA
50552288	1-1/4" X 8" 17 GA
50552291	1-1/2" X 6" 22 GA




## DISHWASHER BRANCH TAILPIECES

PART #	DESCRIPTION
50552230	1-1/2" x 8" D.C. with 3/4" hose connection
50552232	1-1/2" X 8" S.J. with 3/4" hose connection
50552234	1-1/2" X 8" thread top with 3/4" hose connection



## WASTE PARTS-CONTINUOUS WASTE

PART #	DESCRIPTION
50552202	1-1/2" Tee for E.O. waste Direct Conn.
50552204	1-1/2" Tee for E.O. waste slip joint
50552206	1-1/2" Tee for C.O. waste
50552208	1-1/2" Three-way repair tee
50552210	1-1/2" 17 GA waste nipple



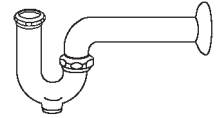
## DOUBLE SLIP REPAIR CONNECTIONS

PART #	DESCRIPTION
50552214	1-1/2" 90 ELL
50552216	1-1/2" 45 ELL
50552220	1-1/2" Coupling



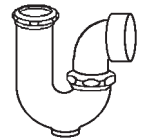
## CAST TRAPS-BENT WALL TUBE WITH CLEANOUT

PART #	DESCRIPTION
50553183	1-1/4" 17 GA
50553187	1-1/2" 17 GA



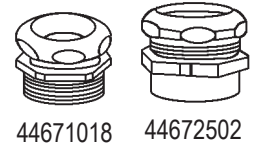
## CAST TRAP-GROUND JOINT SWIVEL ELBOW WITH CLEANOUT

PART #	DESCRIPTION
50553117	1-1/4" X 1-1/4" X 1-1/4" SPC outlet
50553121	1-1/2" X 1-1/2" X 1-1/2" SPC outlet



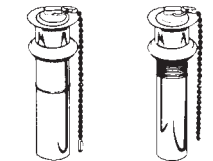
## WASTE CONNECTIONS

PART #	DESCRIPTION
44671018	1-1/2" S.J. X 1-1/2" MIP X 1-1/2" SWT
44672502	1-1/2" S.J. X 1-1/2" FIP



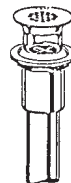
## P.O. PLUGS-WROT W/BEAD CHAIN & STOPPER

PART #	DESCRIPTION
50552156	1-1/4" X 5" 22 GA One Piece
50552160	1-1/4" X 6" 17 GA One Piece
50552164	1-1/4" X 8" 17 GA Two Piece



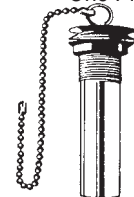
## P.O. PLUG-CAST WITH PERFORATED STRAINER

PART #	DESCRIPTION
50552168	1-1/4" X 6" 17 GA One Piece



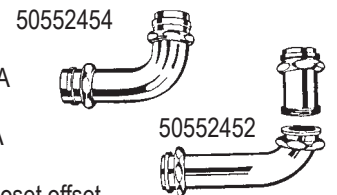
## C.O. PLUG - WROT LESS OVERFLOW

PART #	DESCRIPTION
50552152	1-1/4" X 5" 22 GA One Piece



## TANK BENDS

PART #	DESCRIPTION
50552454	2" X 6" X 8" 20 GA Tank Bend
50552452	2" X 6" X 8" 20 GA Repair Type Bend
50551025	2" x 1-1/2" x 6" Closet offset



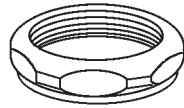
**INTERNET INQUIRIES AND ORDERS CALL US TOLL FREE 877-258-2572**  
[www.plumbingspecialties.com](http://www.plumbingspecialties.com)

**WASTE & SUPPLY PRODUCTS**

**PVC TUBULAR**

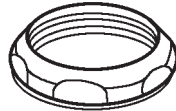
**SLIP JOINT NUTS-CHROME PLATED BRASS**

PART #	DESCRIPTION
44002500	1/2" X 9/16" CP
44002502	1-1/4" X 1-1/4" CP
44002504	1-1/2" X 1-1/4" CP
44002506	1-1/2" X 1-3/8" CP
44002508	1-1/2" X 1-1/2" CP
44002510	2" X 2" CP



**SLIP JOINT NUTS-CHROME PLATED DIE CAST**

PART #	DESCRIPTION
44732502	1/2" X 9/16" CP
44732506	3/4" X 9/16" CP
44732508	1-1/4" X 1-1/4" CP
44732514	1-1/2" X 1-1/4" CP
44732512	1-1/2" X 1-3/8" CP
44732510	1-1/2" X 1-1/2" CP
44732518	2" X 1- 1/2" CP
44732516	2" X 2" CP



**RUBBER SLIP JOINT WASHERS**

PART #	DESCRIPTION
44583002	1-1/4" Rubber S.J. washer
44728022	1-1/4" Friction ring
44583004	1-1/2" Rubber S.J. washer
44728026	1-1/2" Friction ring
44583014	1-1/2" x 1-1/4" Rubber S.J. washer
44733016	1-1/2" x 1-3/8" Rubber S.J. washer
44733014	2" Rubber S.J. washer



**POLY SLIP JOINT & TAILPIECE WASHERS**

PART #	DESCRIPTION
44733002	1-1/4" Poly S.J. washer
44733004	1-1/2" Poly S.J. washer
44733008	1-1/2" x 1-1/4" Poly S.J. washer
44693010	2" Poly S.J. washer
44733006	1-1/2 Poly Tailpiece washer
44791010	1-1/4 vinyl S.J. washer, drip-free
44791020	1-1/2 vinyl S.J. washer, drip-free
44791030	1-1/2 vinyl tailpiece washer, drip-free

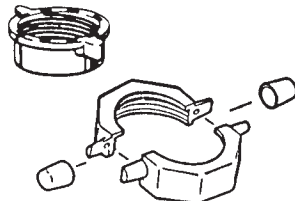


Flanged Tailpiece Washer



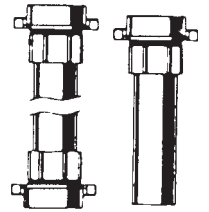
**PVC SLIP JOINT NUTS**

PART #	DESCRIPTION
50551225	1-1/4"
50551226	1-1/2"
44002520	1-1/4" Split nut
44002522	1-1/2" Split nut



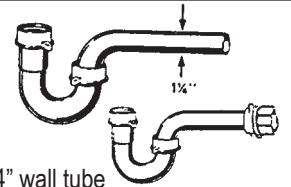
**PVC EXTENSION TUBE – SLIP JOINT**

PART #	DESCRIPTION
50551170	1-1/4" x 12" S.J.
50551182	1-1/2" X 8"
50551184	1-1/2" X 12"
50551186	1-1/2" X 16" Dble. S.J.
50480750	1-1/4" X 9" Flexible S.J.
50480756	1-1/4" X 6" Flexible Dble. S.J.
50480752	1-1/2" X 12" Flexible S.J.
50480758	1-1/2" X 6" Flexible Dble. S.J.
50551180	1-1/4" x 16" Dble. S.J.



**P-TRAPS**

PART #	DESCRIPTION
50551002	1-1/2" P-Trap w/ 1-1/4" wall tube comes with 1-1/2" X 1-1/4" washer
50551003	1-1/4" P-Trap with 1-1/4" wall tube
50551004	Same as 50551002 in polished brass
50551016	1-1/2" P-Trap



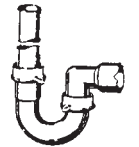
**S-TRAP**

With slip joint adapter – comes with 1-1/2" X 1-1/4" washer.  
 PART # 50551030 – 1-1/2"  
 PART # 50551025 – 1", 1/4"  
 PVC



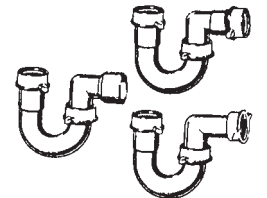
**WASHING MACHINE TRAP**

1-1/2" for solvent weld connection.  
 PART # 50551036



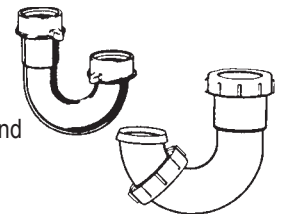
**SINK TRAPS & REPAIR TRAPS**

PART #	DESCRIPTION
50551038	Slip joint inlet & outlet
50551040	For solvent weld conn.
50551042	For IPS connection



**J-BENDS**

PART #	DESCRIPTION
50551044	1-1/2' for sink trap
50551050	1-1/2"
50480754	1-1/2, 1-1/4 Flexible J-Bend
50480000	Flexible J-Bend
50480010	Flexible J-Bend



**WALL BENDS**

PART #	DESCRIPTION
50551070	1-1/4" X 7"
50551076	1-1/2" X 7"

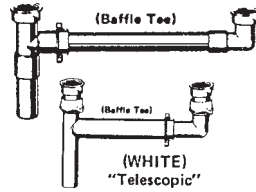


**INTERNET INQUIRIES AND ORDERS CALL US TOLL FREE 877-258-2572**  
[www.plumbingspecialties.com](http://www.plumbingspecialties.com)

# WASTE & SUPPLY PRODUCTS

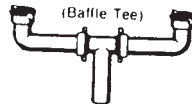
## CONTINUOUS WASTE – END OUTLET

PART #	DESCRIPTION
50551102	1-1/2" X 16" Direct Conn.
50551104	1-1/2" X 16" Slip Joint
50551106	1-1/2" X 16" Either Way
50551108	1-1/2" X 21" Either Way
50551110	1-1/2" X 16" Either Way-Telescopic



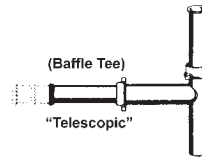
## CONTINUOUS WASTE – CENTER OUTLET

PART #	DESCRIPTION
50551112	1-1/2" X 16" Direct Conn.
50551114	1-1/2" X 16" Slip Joint
50551116	1-1/2" X 16" Either Way



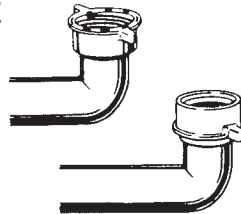
## DISPOSER WASTE WITH BAFFLE TEE

PART #	DESCRIPTION
50551120	E.O. Slip Joint with telescopic arm & disp. gasket
50551155	Same as above but with dishwasher tailpiece



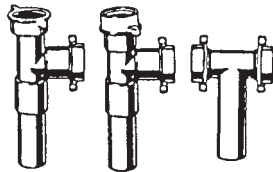
## WASTE ARMS-CONTINUOUS WASTE

PART #	DESCRIPTION
50551130	1-1/2" X 7" Direct Conn.
50551132	1-1/2" X 15" Direct Conn.
50551134	1-1/2" X 20" Direct Conn.
50551140	1-1/2" X 7" Slip Joint
50551142	1-1/2" X 9" Slip Joint
50551144	1-1/2" X 15" Slip Joint
50551146	1-1/2" X 20" Slip Joint



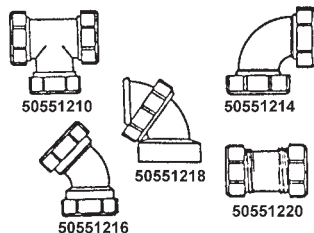
## BAFFLE TEES

PART #	DESCRIPTION
50551202	End Outlet Direct Conn.
50551204	End Outlet Slip Joint
50551206	Center Outlet Slip Joint



## ELLS, COUPLINGS & TEES

PART #	DESCRIPTION
50551210	Slip Joint Tee no baffle
50551214	Slip Joint 90 Ell
50551218	Slip Joint 90 Sink Trap Ell
50551216	Slip Joint 45 Ell
50551220	Slip Joint Coupling



## ESCUTCHEONS


### DEEP ESCUTCHEONS – FOR TUBULAR

PART #	DESCRIPTION
44730134	1-1/4" Tubular
44730136	1-1/2" Tubular




### BOX ESCUTCHEONS – FOR TUBULAR

PART #	DESCRIPTION
44730138	1-1/4" Tubular
44730140	1-1/2" Tubular
44730142	2" Tubular



### FLAT ESCUTCHEONS

PART #	DESCRIPTION
44730122	1-1/4" Tubular CP flat
44730124	1-1/2" Tubular CP flat
44730110	1-1/4" IPS CP flat
44730112	1-1/2" IPS CP flat
44005010	1/2" nom. P/B PVD flat escutcheon
44005015	1/2" IPS P/B PVD flat escutcheon
44735021	1-1/4" IPS PB/PVD flat
44735020	1-1/2" IPS PB/PVD flat
44730102	3/8" IP Flat chrome escutcheon
44730104	1/2" IP Flat chrome escutcheon
51940105	1/2" IP Flat polished brass escutcheon
44730118	1/2" Nom. (5/8" OD) Flat chrome escutcheon


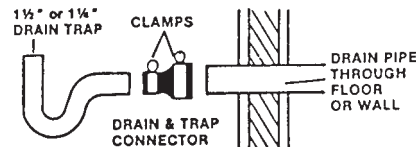



44730127	3/8" IP Deep chrome escutcheon
44730128	1/2" IP Deep chrome escutcheon
44730129	1/2" Nom. (5/8" OD) Deep chrome escutcheon



## TRAP DRAIN ADAPTERS CI/PVC, COPPER X TUBULAR

PART #	DESCRIPTION
50260102	1-1/4" X 1-1/4" or 1-1/2" X 1-1/2" Tubular X Tubular
50260106	1-1/2" x 1-1/2" or 1-1/2" x 1-1/4" Tubular X Tubular
50260106	1-1/2" X 1-1/2" or 1-1/2" X 1-1/4" CI/PVC X Tubular
50260108	2" X 1-1/2" or 2" X 1-1/4" CI/PVC X Tubular



**INTERNET INQUIRIES AND ORDERS CALL US TOLL FREE 877-258-2572**  
[www.plumbingspecialties.com](http://www.plumbingspecialties.com)

# WASTE & SUPPLY PRODUCTS

## TRAP VENT

PART #	DESCRIPTION
50000500	Pro Vent 1-1/2" MPT Auto. Anti-Siphon



## TRAP ADAPTERS

PART #	DESCRIPTION
96926383	1-1/2" S.J. X 1-1/2" PVC Solv. Wld.
96926384	1-1/4" S.J. X 1-1/2" PVC Solv. Wld.
92925975	1-1/2" or 1-1/4" S.J. X 1-1/2" PVC Spigot



## EXTENSION TUBE – SOLVENT WELD

PART #	DESCRIPTION
50551284	1-1/2" X 12"



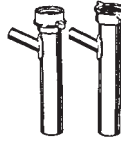
## FLANGED SINK TAILPIECES

PART #	DESCRIPTION
50551250	1-1/2" X 1-7/8"
50551252	1-1/2" X 4"
50551254	1-1/2" X 6"
50551256	1-1/2" X 8"
50551258	1-1/2" X 12"
50551280	1-1/2" X 16"
50480760	Dble. Flanged 1-1/2" X 12" Flexible Flanges Tlpc.



## DISHWASHER BRANCH TAILPIECES

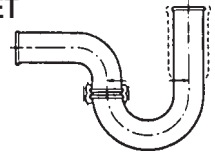
PART #	DESCRIPTION
50551230	1-1/2" X 8" D.C. w/ 3/4" hose conn.
50551232	1-1/2" X 8" S.J. w/ 3/4" hose conn.



## GLASS SWIVEL P-TRAP LONG OUTLET

P-Trap assembly comes with Bead-to-Bead coupling at the swivel joint.

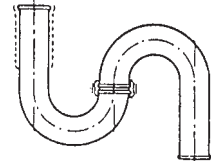
PART # 47782002	1-1/2" x 1-1/2"
PART # 47782004	2" x 2"



## GLASS SWIVEL S-TRAP

S-Trap assembly comes with Bead-to-Bead coupling at the swivel joint.

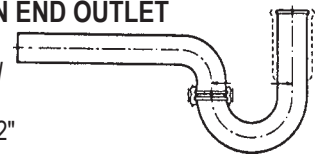
PART # 47782012	1-1/2" x 1-1/2"
PART # 47782014	2" x 2"



## GLASS SWIVEL P-TRAP PLAIN END OUTLET

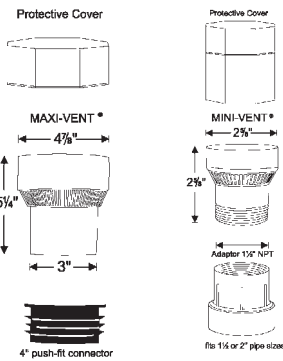
P-Trap assembly comes with Bead-to-Bead coupling at the swivel joint. Plain end can be field cut.

PART # 47782006	1-1/2" x 1-1/2"
PART # 47782008	2" x 2"



## STUDOR VENTS

PART #	DESCRIPTION
96921000	Mini-vent (1-1/4-2")
96921200	Maxi-vent (3"-4")



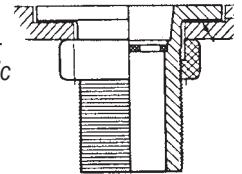
## PROVENT

PART #	DESCRIPTION
50000500	1-1/2" MIP

## SINK OUTLET ASSEMBLY

Consists of sink strainer made of black fluorocarbon plastic, a black fluorocarbon plastic sink outlet, neoprene gasket and locknut.

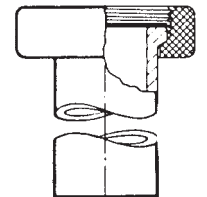
PART # 47781017	1-1/2"
PART # 47781016	2"



## TAILPIECE ASSEMBLY

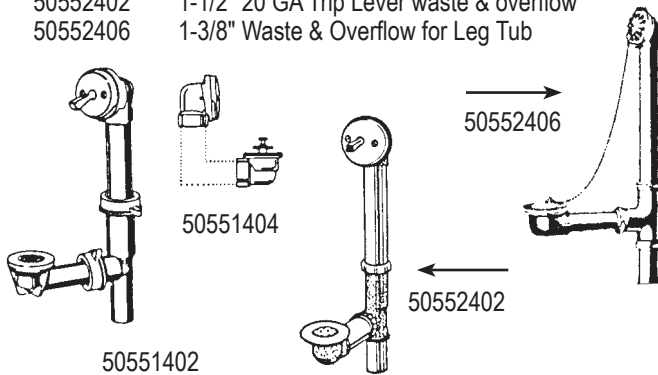
Annealed glass tailpiece can be field cut to exact length. Consists of a phenolic nut and glass tailpiece. Can be used on sink outlets having plastic or metal sink outlets having straight pipe threads. Gasket required between glass & metal.

PART # 47782020	1-1/2" x 6-1/2"
PART # 47782030	1-1/2" x 10-1/2"
PART # 47782040	1-1/2" x 6-1/2" tailpiece only



## BATH WASTE & OVERFLOWS

PART #	DESCRIPTION
50551402	1-1/2" PVC Trip Lever waste
50551404	1-1/2" Sch. 40 PVC Half Bath Waste Lift & Turn
50552402	1-1/2" 20 GA Trip Lever waste & overflow
50552406	1-3/8" Waste & Overflow for Leg Tub

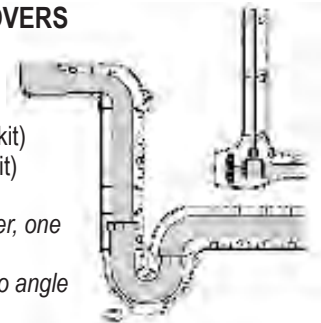


## ADA UNDERSINK PIPING COVERS

(Clear pipe covers shown on page 17-9)

PART # 50551229	(white, double kit)
PART # 50551228	(white, single kit)

Single kit includes one P-trap cover, one angle valve and supply cover  
Double kit includes one P-trap, two angle valve and supply covers




**INTERNET INQUIRIES AND ORDERS CALL US TOLL FREE 877-258-2572**  
**www.plumbingspecialties.com**

# WASTE & SUPPLY PRODUCTS

## DAHL MINI BALL VALVES

Quarter turn supply valves


PART #	DESCRIPTION
51022014	1/2" IP X 3/8" OD angle
51022008	1/2" IP x 3/8" OD straight
51022016	1/2" SWT x 3/8" OD angle
51022010	1/2" SWT x 3/8" OD straight
51022019	5/8" OD x 3/8" OD angle
51022036	5/8" OD x 3/8" OD straight
51022045	1/2" CPVC x 3/8" OD angle
51022044	1/2" CPVC x 3/8" OD straight
51022020	3/8" OD fem. x 3/8" OD straight
51022022	3/8" OD fem. compr. x 1/4" compr.
51022085	Dual, 3/8" OD compr. x 1/2" IP
51022087	Dual, 3/8" OD x 3/8" OC compr. x 1/2" IP



51022016



51022014




51022010



51022036

51022020




51022019




51022008

51022045



51022044



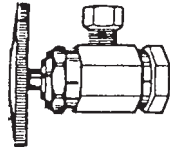
51022085  
51022087

**INTERNET INQUIRIES AND ORDERS CALL US TOLL FREE 877-258-2572**  
[www.plumbingspecialties.com](http://www.plumbingspecialties.com)

**WASTE & SUPPLY PRODUCTS**

**ANGLE STOPS – IRON PIPE INLET**

PART #	DESCRIPTION
51942012	3/8" IP x 3/8" OD CP Brass
51942022	3/8" IP x 1/2" OD CP Brass
51942014	1/2" IP x 3/8" OD CP Brass
51942015	1/2" IP x 3/8" OD Polished Brass
51942005	1/2" IP x 1/4" OD CP Brass
51942024	1/2" IP x 1/2" OD CP Brass



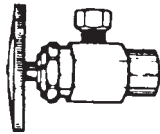
**ANGLE STOPS – IRON PIPE INLET WITH LOCKSHIELD**

PART #	DESCRIPTION
51942041	3/8" IP x 3/8" OD CP Brass
51942042	1/2" IP x 3/8" OD CP Brass



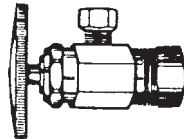
**ANGLE STOPS – SWEAT INLET**

PART #	DESCRIPTION
51942002	3/8" Swt x 3/8" OD CP Brass
51942016	1/2" Swt x 3/8" OD CP Brass
51942039	1/2" Swt x 5/8" OD CP Brass



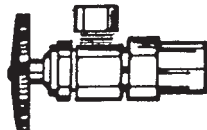
**ANGLE STOPS – COMPRESSION INLET**

PART #	DESCRIPTION
51942034	5/8" OD x 1/4" OD CP Brass
51942038	5/8" OD x 3/8" OD CP Brass
51942070	5/8" OD x 3/8" OD P/B




**ANGLE STOPS-CPVC INLET**

PART #	DESCRIPTION
51942044	1/2" CPVC x 3/8" OD CP Brass
51000024	Stem (long)
51942045	1/2" CPVC x 3/8" OD, straight stop




**STRAIGHT STOPS – IRON PIPE INLET**

PART #	DESCRIPTION
51942006	3/8" IP x 3/8" OD CP Brass
51942018	3/8" IP x 1/2" OD CP Brass
51942008	1/2" IP x 3/8" OD CP Brass
51942020	1/2" IP x 1/2" OD CP Brass
51000018	Stem (short)
51022020	Ball valve
51000020	Bonnet
51000022	Packing




**STRAIGHT STOPS – SWEAT INLET**

PART #	DESCRIPTION
51942010	1/2" Swt x 3/8" OD CP Brass
51941040	Handle (oval)
51000030	Handle (round)
51000026	Handle screw



**STRAIGHT STOPS – COMPRESSION INLET**

PART #	DESCRIPTION
51942003	3/8" OD x 3/8" OD CP Brass
51942036	5/8" OD x 3/8" OD CP Brass
51942004	5/8" OD x 1/2" OD CP Brass



**STRAIGHT STOPS – IRON PIPE INLET & OUTLET**

PART #	DESCRIPTION
51942026	1/2" IP X 1/2" IP CP BRASS



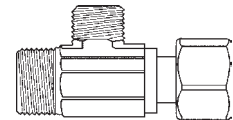
**THREE-WAY ANGLE STOPS**

PART #	DESCRIPTION
51942028	1/2" IP Inlet x 3/8" OD x 1/4" OD
51942030	1/2" IP Inlet x 3/8" OD x 3/8" OD
51942032	1/2" Swt Inlet x 3/8" OD x 3/8" OD
51942040	5/8" Nom Inlet x 3/8" OD x 3/8" OD




**EZ CONNECT**

51941216	3/8 x 3/8
51941215	3/8 x 1/4



**CHROME PLATED LEG TUB SUPPLIES**

PART #	DESCRIPTION
51731006	Off set Supplies for leg tub (pair)
51731010	Bathcock elbows
44732506	Top nut
44584512	Top nut washer
44732502	Bottom nut
447345080	Bottom nut washer



**Did You Know?**

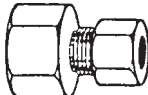
The average person spends less than 1% of his or her personal expenditure dollars for water, water waste and water disposal services.


— Source: US Environmental Protection Agency

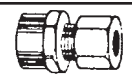
**INTERNET INQUIRIES AND ORDERS CALL US TOLL FREE 877-258-2572**  
**www.plumbingspecialties.com**


**WASTE & SUPPLY PRODUCTS**


**COMPRESSION FITTINGS FOR  
3/8" & 1/2" O.D. TUBING**


PART #	DESCRIPTION	
51941102	3/8" Comp. x 3/8" FIP Chrome	
51941106	3/8" Comp. x 1/2" FIP Chrome	
51941114	1/2" Comp. x 3/8" FIP Chrome	


PART #	DESCRIPTION	
51941104	3/8" Comp. x 3/8" MIP Chrome	
51941108	3/8" Comp. x 1/2" MIP Chrome	
51941112	1/2" Comp. x 1/2" MIP Chrome	
51941116	1/2" Comp. x 3/8" MIP Chrome	


PART #	DESCRIPTION	
51941110	3/8" Comp. x 1/2" OD Swt. Chrome	

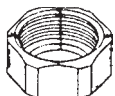
PART #	DESCRIPTION	
51941111	3/8" Comp. x 3/8" FIP Chrome Ell	
51941118	1/2" Comp. x 3/8" FIP Chrome Ell	

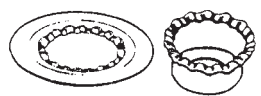
PART #	DESCRIPTION	
51381102	3/8" Chrome compression nut	
51381104	1/2" Chrome compression nut	

PART #	DESCRIPTION	
89382008	3/8" Brass compression sleeve	
89382010	1/2" Brass compression sleeve	
51941037	3/8" Neoprene compression sleeve	
51941038	3/8" Plastic (Delrin) compression sleeve	
51941039	1/2" Plastic (Delrin) compression sleeve	
51941035	1/4" Plastic compression sleeve	


PART #	DESCRIPTION	
51000016	Press-on washer for stop stem	

PART #	DESCRIPTION	
51000012	Closet supply plastic nose piece, 3/8 OD	


PART #	DESCRIPTION	
51000040	1/2" Brass basin nut	

PART #	DESCRIPTION	
51000042	Flat Rosette	
51000044	Deep (3/4") Rosette	


**C/P LAVATORY SUPPLIES – WITH FORMED NOSEPIECE**

PART #	DESCRIPTION	
51941002	3/8" OD x 12"	
51941004	3/8" OD x 15"	
51941006	3/8" OD x 20"	
51941007	3/8" OD x 20" Polished Brass	
51941008	3/8" OD x 30"	
51941010	3/8" OD x 36"	
51941028	1/2" OD x 20"	


**C/P LAVATORY SUPPLIES WITH FORMED NOSEPIECE CORRUGATED**

PART #	DESCRIPTION	
51941003	3/8" OD x 12"	
51941005	3/8" OD x 20"	


**C/P SINK SUPPLIES – THREADED 1/2" MIP (TAPPED 1/4" FIP)**

PART #	DESCRIPTION	
51941034	3/8" OD x 1/2" MIP x 20"	
51941036	1/2" OD x 1/2" MIP x 20"	

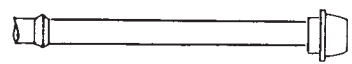
**C/P CLOSET SUPPLIES WITH PLASTIC INSERT**

PART #	DESCRIPTION	
51941012	3/8" X 12"	
51941013	3/8" X 12" Polished Brass	
51941014	3/8" x 20"	
51941030	1/2" x 12"	
51941032	1/2" x 20"	


**C/P CLOSET SUPPLIES WITH FORMED NOSEPIECE CORRUGATED**

PART #	DESCRIPTION	
51941011	3/8" x 12"	

**LAVATORY SUPPLIES - PEX**

PART #	DESCRIPTION	
51941016	3/8" x 12"	
51941018	3/8" x 20"	
51941020	3/8" x 30"	
51941022	3/8" x 36"	
51941029	1/2" x 12"	
51941033	1/2" x 20"	

**CLOSET SUPPLIES – PEX**

PART #	DESCRIPTION	
51941024	3/8" x 12"	
51941026	3/8" x 20"	
51941031	1/2" x 15"	

**INTERNET INQUIRIES AND ORDERS CALL US TOLL FREE 877-258-2572**  
[www.plumbingspecialties.com](http://www.plumbingspecialties.com)

**WASTE & SUPPLY PRODUCTS**

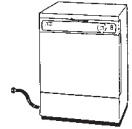
**LAVATORY CONNECTORS – BRAIDED STAINLESS STEEL**

PART #	DESCRIPTION
, br	3/8" Comp. nut x 9"
51021002	3/8" Comp. nut x 12"
51021004	3/8" Comp. nut x 20"
51021005	3/8" Comp. nut x 30"
51021006	1/2" Comp. nut x 20"
51021007	3/8" Comp. nut x 3/8" Comp. Coupling x 12"
51021009	3/8" Comp. nut x 3/8" Comp. Coupling x 20"
51021015	3/8" Comp. nut x 3/8" Comp. nut x 12"
51022017	3/8" Comp. nut x 3/8" Comp. nut x 20"
51052002	12" supply, w/ washers
51052004	20" supply, w/ washers



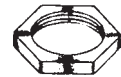
**BRAIDED STAINLESS STEEL APPLIANCE CONNECTORS**

PART #	DESCRIPTION
51021020	3/8" Comp. nut x 40" – dishwasher
51021024	3/8" Comp. nut x 72" – dishwasher
51021084	1/4" Comp. nut x 84" – icemaker




**LOCKNUTS**

PART #	DESCRIPTION
51000046	Brass Locknut, basin
51000048	Die Cast Locknut, basin
11500620	1/2" plastic locknut




**COMPRESSION INSERTS**

PART #	DESCRIPTION
51388002	1/4" OD Brass compression insert
51388004	3/8" OD Brass compression insert
51388006	1/2" OD Brass compression insert
51388008	5/8" OD Brass compression insert



**LAVATORY CONNECTORS – REINFORCED PVC**

PART #	DESCRIPTION
51001002	3/8" Comp. nut x 12"
51001004	3/8" Comp. nut x 20"
51001005	3/8" Comp. nut x 30"
51001006	1/2" Comp. nut x 12"
51001007	3/8" OD x 3/8" comp. coupling x 12"
51001008	1/2" Comp. nut x 20"
51001009	1/2" FIP x 1/2" FIP x 24"

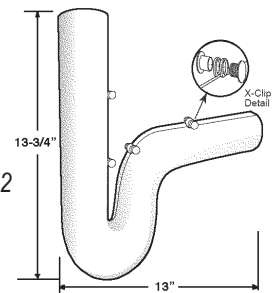


**ADA UNDERSINK PIPING COVERS**

(White pipe covers shown on page 17-5)

PART # 50551235 (clear, double kit)

Double kit includes one P-trap cover and 2 valve and supply covers with hardware



**CLOSET CONNECTORS – REINFORCED PVC**

PART #	DESCRIPTION
51001011	3/8" Comp. nut x 9"
51001010	3/8" Comp. nut x 12"
51001012	3/8" Comp. nut x 20"
51001014	1/2" Comp. nut x 12"
51001016	1/2" Comp. nut x 20"



**CLOSET CONNECTORS – BRAIDED STAINLESS STEEL**

PART #	DESCRIPTION
51021008	3/8" Comp. nut x 9"
51021010	3/8" Comp. nut x 12"
51021012	3/8" Comp. nut x 20"
51011011	1/2" Comp. nut x 12"
51052010	12" supply, w/ washers
51052012	20" supply, w/ washers

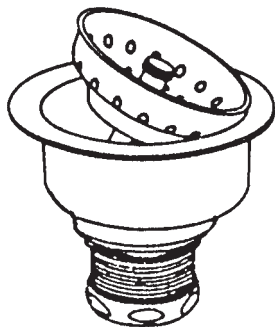


**Did You Know?**

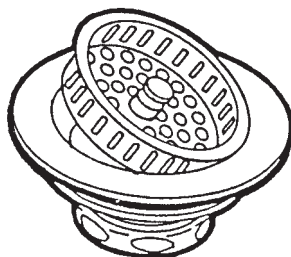
A typical toilet made before 1980 uses 4.7 to 7 gallons per flush. A typical toilet made between 1980 and 1992 uses 3.5 gallons per flush. Today's low consumption toilets use only 1.6 gallons per flush.

**INTERNET INQUIRIES AND ORDERS CALL US TOLL FREE 877-258-2572**  
[www.plumbingspecialties.com](http://www.plumbingspecialties.com)

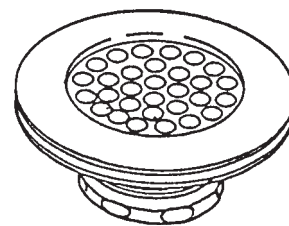
**WASTE & SUPPLY PRODUCTS**



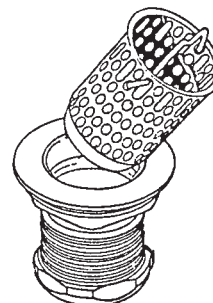
- | PART #   | DESCRIPTION   |
|----------|---|
| 47001002 | Cup Style strainer. Economy model. Deep drawn S/S construction. Fits 3-1/2" to 4" drain opening   |
| 47001027 | Basket only   |
| 47001019 | Cup style strainer. Deluxe model. Buffed & Polished - Chrome nickel. Stainless Steel body. Stainless steel basket. Fits 3-1/2" to 4" opening. |
| 47001038 | Basket only   |




- | PART #   | DESCRIPTION   |
|----------|---|
| 47001004 | Chrome plated brass body. Deluxe model. Stainless steel basket with neoprene stopper. Fits 3- 1/2" to 4" drain opening. |
| 47001006 | All stainless steel. Economy model. Fits 3-1/2" to 4" drain opening.  |
| 47001020 | Basket only   |



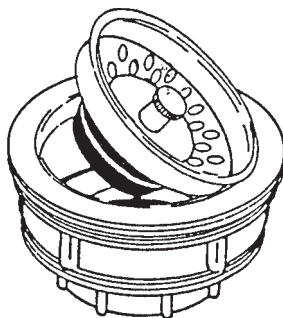
- | PART #   | DESCRIPTION  |
|----------|--|
| 47001010 | 4-1/2" Flat Top Sink Strainer for 3" to 3-1/2" outlet. Reversible locknut for use on S/S or cast iron sinks. |



- | PART #   | DESCRIPTION   |
|----------|---|
| 47001013 | Bar Sink Strainer, brass body with S/S crumb cup. Length 2-1/2" |
| 47001039 | Basket only   |



- | PART #   | DESCRIPTION  |
|----------|--|
| 47001011 | Spin & Seal Basket Sink Strainer Assy. Heavy duty construction with S/S basket & reversible locknut. |
| 47003008 | Basket only  |



- | PART #   | DESCRIPTION  |
|----------|--|
| 47001008 | Hi-Impact polypropylene basket sink strainer. All wearing parts are made of stainless steel. |
| 47009003 | Basket only  |



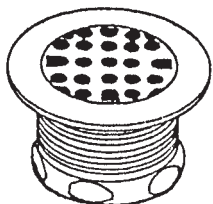
- SINK STRAINER LOCKNUTS**  
 PART # 44677008 Die Cast 3-3/8"  
 PART # 44677006 Die Cast 1-1/2"



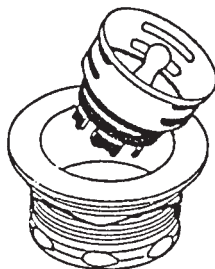
- TAILPIECE WASHER**  
 PART # 44733006 1-1/2" flanged



- STRAINER GASKETS & FRICTION RINGS**  
 PART # DESCRIPTION  
 44584002 Rubber Gasket 4-1/2" x 3-1/2" x 1/8"  
 44004002 Plastic ring 4-3/8" x 3-1/2" x 1/16"  
 44677510 Galvanized ring



- | PART #   | DESCRIPTION   |
|----------|---|
| 47001014 | Duplex Strainer. Designed for use in bar sinks and mobile homes. Stainless steel construction. For sinks with 2-1/2" opening. |

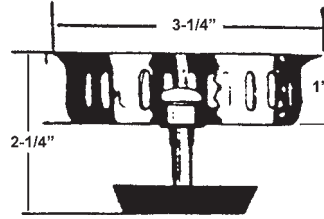


- | PART #   | DESCRIPTION   |
|----------|---|
| 47001012 | Junior Duo Bar Sink Strainer with Basket. For 2" to 2-1/2" opening. Length 1-1/8" |
| 47001040 | Basket only   |

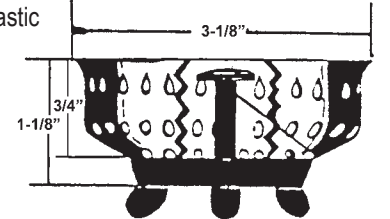
**INTERNET INQUIRIES AND ORDERS CALL US TOLL FREE 877-258-2572**  
[www.plumbingspecialties.com](http://www.plumbingspecialties.com)

**WASTE & SUPPLY PRODUCTS**

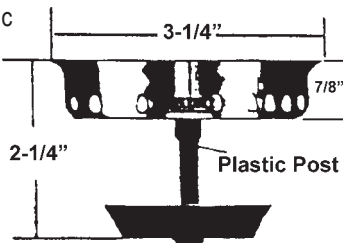
Stainless steel basket with metal post and black rubber stopper.  
PART # 47001018



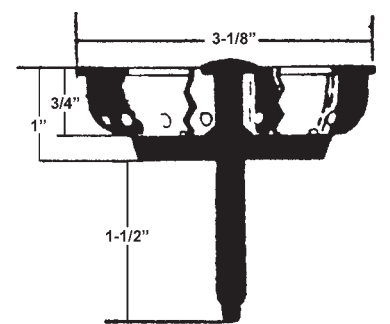
Stainless steel basket with plastic post and rubber stopper.  
Sterling  
PART # 47001026



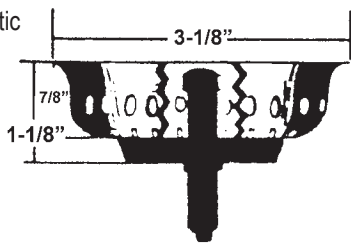
Stainless steel basket with plastic post and black rubber stopper.  
PART # 47991018



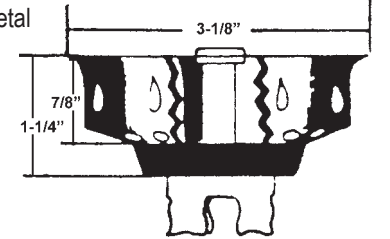
Stainless steel basket with plastic post and black rubber stopper.  
PART # 47001034



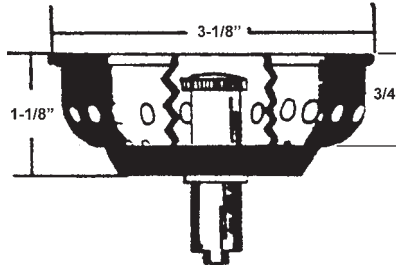
Stainless steel basket with plastic post and rubber stopper.  
PART # 47001020



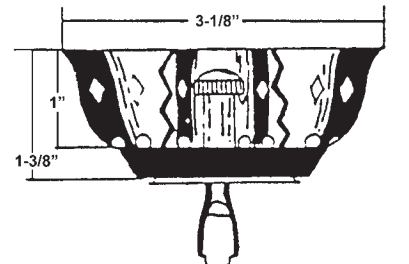
Stainless steel basket with metal post and rubber stopper.  
PART # 47001036



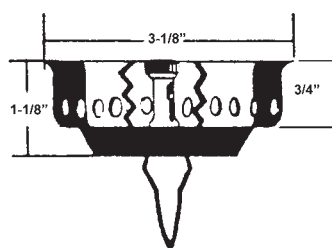
Stainless steel basket with metal post and rubber stopper.  
PART # 47001007



Stainless steel basket with metal post and rubber stopper. Replaces American Standard 13604-02 & 55781-07.  
PART # 47001038

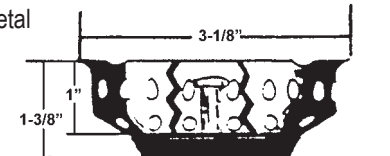


Stainless steel basket with metal post and S/S clip closure. Top of basket to tip of clip is 2-7/8"  
PART # 47001027

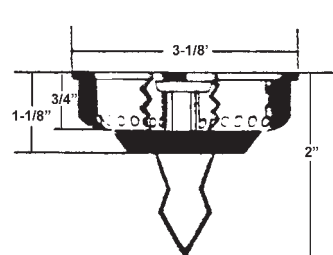


Same as 47001027 except top of basket to tip of clip is 2".  
PART # 47001028

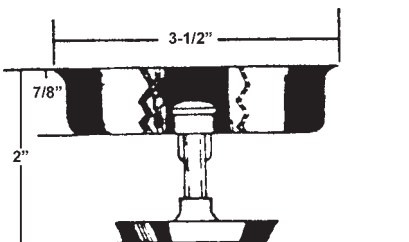
Stainless steel basket with metal post and rubber stopper.  
PART # 47001042



Stainless steel basket with metal post and S/S clip closure.  
Dearborn  
PART # 47001032



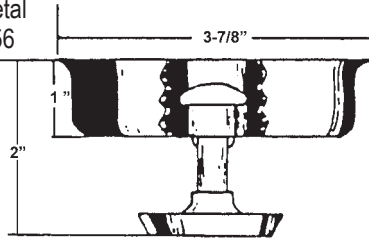
Stainless steel basket with metal post and stopper.  
Kohler 30122  
PART # 09891556



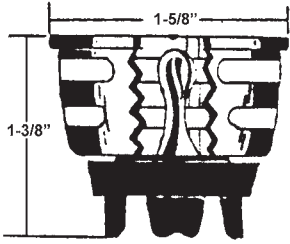
**INTERNET INQUIRIES AND ORDERS CALL US TOLL FREE 877-258-2572**  
**www.plumbingspecialties.com**

**WASTE & SUPPLY PRODUCTS**

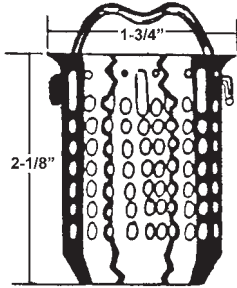
Stainless steel basket with metal post and stopper. Kohler 38556  
PART # 09892380



Stainless steel basket with metal post and rubber stopper. Jr. DUO  
PART # 47001040



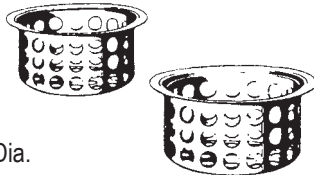
Stainless steel crumb cup basket with handle.  
PART # 47001039



Sink type strainer with post 1-1/2" Dia.  
PART # 47161040


Basin type strainer less post 1" Dia.  
PART # 47161042

Basin type strainer less post 1-1/2" Dia.  
PART # 47161044



Strainer with 3 prongs 1-7/8" Diameter  
PART # 47161020

Strainer with 3 prongs 1-5/8" Diameter  
PART # 47161022

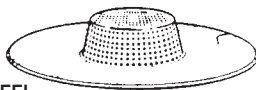


Skirted strainer. 2-3/4" diameter. Shoulder grips inside of drain. Material CP steel  
PART # 47001046



Hair Snare drain guard. Prevents hair from clogging drains. Fits any sink, tub or shower.  
PART # 44166504

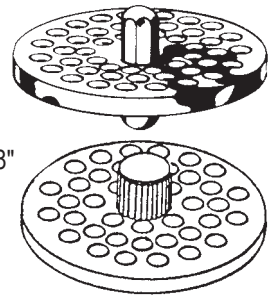
**FOR STAINLESS STEEL  
SEE 16-12**



Suction Sink stopper. 5" diameter Fit-All  
PART # 44166002



Garbage Disposal Strainer. Stops any solids or valuable objects from falling into the disposal. Diameter 3-1/4"  
PART # 44006524

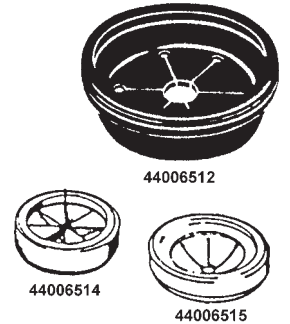


Same as 44006524 but diameter is 3-1/8"  
PART # 44166524

Fit-All kitchen sink and disposal stopper. White vinyl with knob.  
PART # 44006518



- | PART #   | DESCRIPTION  |
|----------|--|
| 44006512 | Replacement Disposal Shield 3-5/16" O.D. x 13/16" high |
| 44006514 | In-Sink-Erator Disposal Shield OEM 1439                |
| 44006515 | In-Sink-Erator Disposal Shield OEM 8302                |
| 44006532 | G.E. Disposal Shield OEM WC3X89                        |



**DISPOSAL GASKET**

Fits most garbage disposals. Made of Neoprene  
PART # 44006509



**DISPOSAL ELL**  
1-1/2" ABS  
PART # 44006520



**DISPOSAL FLANGE**  
PART # 44006502

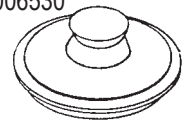
**DISPOSAL CONNECTOR**

Made of rubber with four clamps of varying sizes to connect dishwasher to disposal.  
PART # 44166502



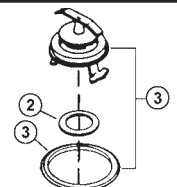
**DISPOSAL STOPPER**

Fits most disposals.  
PART # 44006516  
G.E. disposal stopper  
PART # 44006530



**IN -SINK-ERATOR LOCK STOPPER ASSY.**

- PART # 44006506
- PART # 44001144
- PART # 44006508



**INTERNET INQUIRIES AND ORDERS CALL US TOLL FREE 877-258-2572**  
**www.plumbingspecialties.com**